


VIGILANTE® II ALARM ANNUNCIATORS



Model PD154 / 4-Point



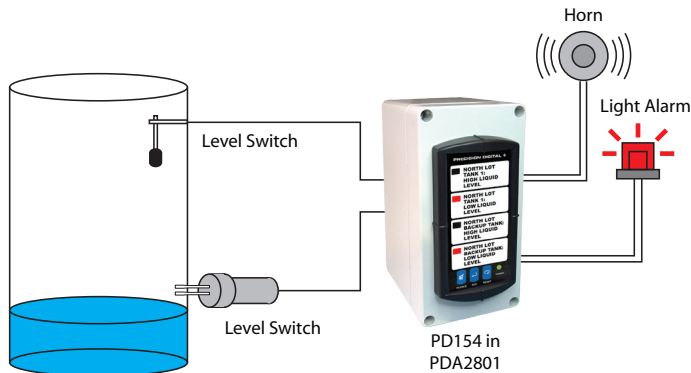
Model PD158 / 8-Point

- 8 Field Selectable Sequences
- All Common ISA Sequences Including First-Out
- Switch, Transistor, and Logic Level Inputs
- 4 or 8-Point Monitoring
- Free Custom Message Labels
- Type 4X, NEMA 4X, IP65 Front
- Universal Power Supply 85-265 VAC
- 12-36 VDC/12-24 VAC Power Option
- Built-In 85 dB Horn
- 2 SPDT Relays for Alarm Activated Devices
- 24 VDC Isolated Power Supply (AC Models)
- Multiple-Unit First-Out Indication
- Silence, Acknowledge, and Reset Functions
- Sunlight Readable Indication
- Shallow Depth 1/8 DIN Case



APPLICATIONS

Level Monitoring with Level Switches



The Vigilante® II is ideal for tank level switch monitoring.

- Up to 8 Individually Labeled Level Switch Inputs
- 24 VDC Level Switch Power Supply
- Relays for External Horns and Light Alarms
- Easy NEMA 4X Mounting Enclosures
- Sunlight Readable Indication

Temp Monitoring with Trident Meters



Connect PD765 Trident alarm relays to the Vigilante II for temperature alarm monitoring.

- First-Out Indication for Heating/Cooling Systems
- Multiple Unit First-Out Indication
- Remote Silence, Acknowledge, and Reset
- Internal 85 dB Horn
- Fail-Safe Relays for Critical Applications

First-Out Alarm Indication

The Vigilante II can be programmed for multiple sequences with first-out alarm indication. This feature indicates the first point of failure of a system when multiple alarms occur.

Multiple Unit First-Out Alarm Indication



Multiple Unit First-Out Indication

If multiple Vigilante II annunciators are connected for multiple unit first-out indication, only one input from all connected devices will display as a first-out alarm.

ALARM SEQUENCES

The Vigilante II Alarm Annunciator can be programmed for all common ISA sequences including A, F1A, F2A, F3A, M, F1M. Selectable ISA -1 (Silence Button), -4 (No Lock-In), and horn disable options. Two popular sequences are detailed below.

ISA Alarm Sequence A

Acknowledgement and Automatic Reset

Momentary Alarm

Condition	LED	Horn
Normal	Off	Off
Alert	Flash	On
Normal	Flash	On
User Acknowledged		
Acknowledge	Off	Off

Maintained Alarm

Condition	LED	Horn
Normal	Off	Off
Alert	Flash	On
User Acknowledged		
Acknowledge	Steady	Off
Normal	Off	Off

ISA Alarm Sequence F2A

First-Out Alarm Indication with Acknowledgement and Automatic Reset




Momentary Alarm



Condition	1st Pt	Next Pt	Horn
Normal	Off	Off	Off
Alert	Flash	Steady	On
Normal	Flash	Steady	On
User Acknowledged			
Ack	Off	Off	Off

Maintained Alarm

Condition	1st Pt	Next Pt	Horn
Normal	Off	Off	Off
Alert	Flash	Steady	On
User Acknowledged			
Ack	Steady	Steady	Off
Normal	Off	Off	Off

FRONT PANEL

Button			
Description	Silence Horn	Acknowledge Alarm	Reset Inputs

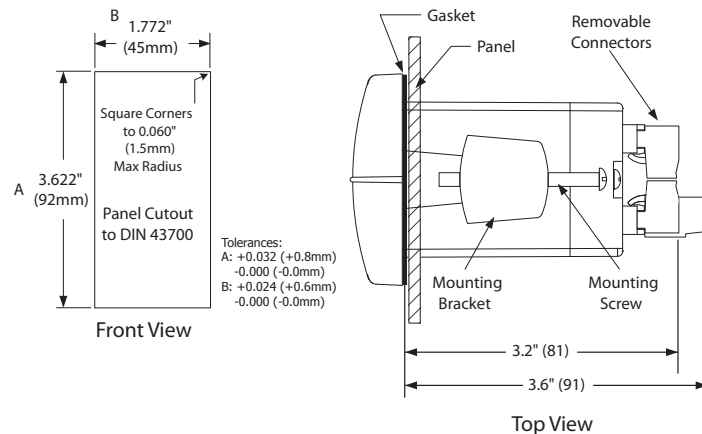
LED	Description
	Point status indicators
	Indicates power is on

LED Test: Press and release the SILENCE and ACK pushbuttons to flash the channel indicator LEDs for an LED function test.

Full Function Test: Press and hold the SILENCE and ACK pushbuttons for 3 seconds to initiate a full function test.

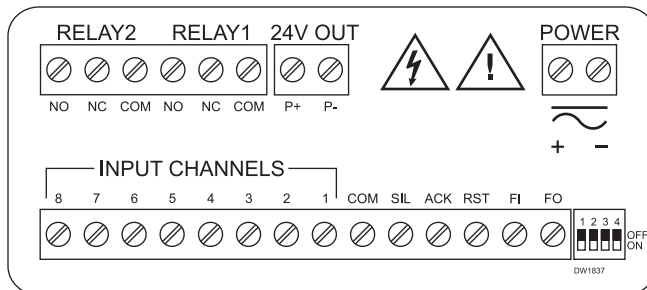
External Connections: All three pushbuttons may be activated remotely via rear terminal connections.

MOUNTING DIMENSIONS



CONNECTIONS

PD158 connections for 85-265 VAC powered model.



Disclaimer

The information contained in this document is subject to change without notice. Precision Digital Corporation makes no representations or warranties with respect to the contents hereof, and specifically disclaims any implied warranties of merchantability or fitness for a particular purpose. ©2009-2015 Precision Digital Corporation. All rights reserved.

MESSAGE LABELS

Alarm message labels for the alarm annunciator may be factory printed at no charge, or field printed using a laser printer with clear self-adhesive labels.

Factory printed message labels may be ordered at any time by completing the following form.

☐ Please include label with my order

_____ I have the Annunciator, please send label

Quantity _____

Name _____

Title _____

Company _____

Mailing Address _____

City, St., Zip _____

Phone _____

Fax _____

E-Mail _____

PO# _____

Area available per message: PD154, 1.25" x 0.60" (32 mm x 15 mm); PD158, 1.25" x 0.25" (32 mm x 6 mm); user may specify any size and length that will fit in this area. Lines of 14 characters max at 9 point type will fit.

PD154

Message 1

[illegible]

Message 2

Message 3 & 4

[illegible]

Message 3

Message 5 & 6

[illegible]

Message 4

Message 7 & 8

[illegible]

SPECIFICATIONS

Except where noted all specifications apply to operation at +25°C.

General

Display: PD154; Four red LED channel indicators. PD158; Eight red LED channel indicators. One green LED power indicator.

Alarm Messages: Custom printed adhesive clear labels.

Area: PD154, 1.25" x .60" (32 mm x 15 mm), 4 messages

PD158, 1.25" x .25" (32 mm x 6 mm), 8 messages

User specified size and length, up to 4 lines (PD154) or 2 lines (PD158) of 14 characters of size 9 pt fonts.

Programming Methods: Rear 4-position switch for sequence selection and horn operation. Three front panel pushbuttons for NO/NC input selection, sequence option, and operation.

Audible Alarm: 85 dB internal horn.

Noise Filter: 40 ms debounce on inputs, including external silence, acknowledge and reset.

Shared First-Out Systems: 1 ms unit-to-unit delay. Maximum of 200 units in the shared first-out system.

Non-Volatile Memory: All programmed settings are stored in non-volatile memory for a minimum of ten years if power is lost.

Power Options: 85-265 VAC, 50/60 Hz; 90-265 VDC, 20 W max; or 12-36 VDC, 12-24 VAC, 6 W max.

Fuse: Required external fuse: UL Recognized, 5 A max, slow blow. Up to 6 annunciators may share one 5 A fuse

Isolated Power Supply: 24 VDC \pm 10% @ 200 mA max Standard on 85-265 VAC powered units only.

Isolation: 4 kV input/output-to-power line.

Overvoltage Category: Installation Overvoltage Category II: Local level with smaller transient overvoltages than Installation Overvoltage Category III.

Environmental: Operating temperature range: -40 to 65°C. Storage temperature range: -40 to 85°C. Relative humidity: 0 to 90% non-condensing.

Connections: Removable screw terminal blocks accept 12 to 22 AWG wire.

Enclosure: 1/8 DIN, high impact plastic, UL 94V-0, front color: black

Mounting: 1/8 DIN panel cutout required. Two panel mounting brackets included.

Tightening Torque: 5 lb-in (0.5 Nm)

Overall Dimensions: 4.68" x 2.45" x 4.19" (62 mm x 119 mm x 106 mm) (H x W x D)

Weight: 9.6 oz (272 g)

UL File Number: E160849; 508 Industrial Control Equipment

Warranty: 3 years parts & labor

Inputs

Input Types: NO or NC switches: No external excitation required.

Open collector transistor (NPN): Open circuit voltage approx.

3.3 VDC. Logic Levels: LOW = 0 to 0.9 VDC, HIGH = 2.4 to 28 VDC

Update Rate: 41 ms following alarm state; 1 ms for alarm state clear.

Sequences: Input follower, ISA Sequences A, F1A, F2A, F3A, M, F1M, and F3M per ISA Standard ISA-18.1-1979 R2004.

Sequence Options: A, F1A, F2A, F3A, M, F1M, F2M, and input follower with selectable options -1 (silence pushbutton), -4 (no lock-in), and -6 (no horn) per ISA Standard ISA-18.1-1979 R2004.

Relays

Rating: 2 SPDT (Form C); rated 3 A @ 30 VDC or 3 A @ 250 VAC resistive load; 1/14 HP @ 125/250 VAC for inductive loads.

Electrical Noise Suppression: A suppressor (snubber) should be connected to each relay contact switching inductive loads to prevent disruption to the microprocessor's operation. Recommended suppressor value: 0.01 μ F/470 Ω , 250 VAC (PDX6901).

Relay Operation: Relay 1: Alarm state until alarm is acknowledged. Relay 2: Alarm state if any channel indicating alarm condition.

Fail-Safe Operation: Programmable independent for each relay.

Note: In fail-safe mode, relay coil is energized in non-alarm condition. In case of power failure, relay will go to alarm state.

ORDERING INFORMATION

Vigilante II • Alarm Annunciator		
85-265 VAC** Model	12-36 VDC** Model	Description
PD154-6R2-1*	PD154-7R2-0	Vigilante II 4-Point Annunciator
PD158-6R2-1*	PD158-7R2-0	Vigilante II 8-Point Annunciator

** All models may be powered from AC or DC, see Specifications for details.

* Quick Shipment Program product, typically shipped within 2 working days

Enclosures and Accessories			
Model	# of Units	Description	Mounting
PDA25XX-V	1-10†	Plastic NEMA 4X Enclosure	Through Door
PDA26XX-V	1-6†	Stainless Steel NEMA 4X	Through Door
PDA27XX-V	1-6†	Steel NEMA 4 Enclosure	Through Door
PDA2801*	1	Low-Cost Plastic NEMA 4X	Through Cover
PDX6901		Snubber 0.01 μ F, 470 Ω , Flexible Leads	

Note: XX = the last two digits of the model number

† Go to www.predig.com to find individual model numbers.

* Quick Shipment Program product, typically shipped within 2 working days

Your Local Distributor is:



**NATIONWIDE
OIL & GAS**

46, Jalan SS 22/21, Damansara Jaya,
47400 Petaling Jaya,
Selangor Darul Ehsan, Malaysia.

Email: nog@nog.com.my

Web access: <http://www.nog.com.my>