

Spares and Accessories

Accessories SC 3, 4, 7, 8

Floats made of stainless steel



Dimensions [mm] and Weights [kg] SC 3 und SC 4									
diameter mm	60	70	80	90	100	110	120	130	150
thickness mm	0.5	0.8	0.8	0.8	0.8	0.8	0.8	1	1
pressure (≤ 120 °C) bar	34	52	42	32	30	26	24	31	24
socket G	1/8	1/8	1/8	1/8	1/8	1/8	1/8	1/8	1/8
internal tube ø mm	-	-	-	-	-	12	12	12	12
filling screw G	-	-	-	-	-	1/4	1/4	1/4	1/4
weight kg	0.06	0.10	0.13	0.16	0.22	0.28	0.31	0.46	0.63

Buoyancy [kg] SC 3 and SC 4 in cold water								
ø60	ø70	ø80	ø90	ø100	ø110	ø120	ø130	ø150
0.06	0.08	0.14	0.22	0.30	0.42	0.595	0.69	1.14

Displacement [dm ³] SC 3 and SC 4								
ø60	ø70	ø80	ø90	ø100	ø110	ø120	ø130	ø150
0.113	0.180	0.268	0.382	0.523	0.697	0.905	1.15	1.77

Dimensions [mm] and Weights [kg] SC 3 and SC 4									
diameter mm	160	180	200	220	250	280	320	380	460
thickness mm	1	1.5	1.5	1.5	1.5	1.5	1.5	1.5	1.5
pressure (≤ 120 °C) bar	21	33	30	26	24	21	16	13	7
socket G	1/4	1/4	1/4	3/8	3/8	3/8	3/4	3/4	3/4
internal tube ø mm	16	16	16	16	16	16	20	20	20
Füllschraube G	3/8	3/8	3/8	3/8	3/8	3/8	3/4	3/4	3/4
weight kg	0.67	1.26	1.53	1.88	2.37	2.94	3.87	5.35	8.14

Buoyancy [kg] SC 3 and SC 4 in cold water								
ø160	ø180	ø200	ø220	ø250	ø280	ø320	ø380	ø460
1.47	1.79	2.66	3.70	5.81	8.55	13.29	23.38	42.81

Displacement [dm ³] SC 3 and SC 4								
ø160	ø180	ø200	ø220	ø250	ø280	ø320	ø380	ø460
2.14	3.05	4.19	5.58	8.18	11.19	17.16	28.73	50.95

Dimensions [mm] SC 7 and SC 8					
dimensions mm	200	240	280	305	340
height mm	200	240	280	305	340
internal tube ø mm	16	16	16	20	20
filling screw G	3/8	3/8	3/8	3/8	3/4
weight kg	1.3	2.3	3.2	3.8	4.6

Buoyancy [kg] SC 7 and SC 8					
diameter/height mm	200/200	240/240	280/280	305/305	340/340
buoyancy kg	4.2	7.2	11.8	15.6	21.7

Displacement [dm ³] SC 7 and SC 8					
diameter/height mm	200/200	240/240	280/280	305/305	340/340
displacement dm ³	5.5	9.5	15	19.4	26.3

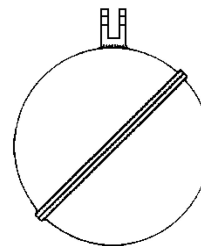
Dimensions [mm] SC 7 and SC 8					
diameter mm	380	420	460	500	600
height mm	380	420	460	500	600
internal tube ø mm	20	20	20	24	24
filling screw G	3/4	3/4	3/4	3/4	3/4
weight kg	5.8	6.9	9.9	11.8	17

Buoyancy [kg] SC 7 and SC 8					
diameter/height mm	380/380	420/420	460/460	500/500	600/600
buoyancy kg	31.2	42.1	55.1	71.2	130

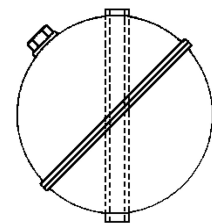
Displacement [dm ³] SC 7 and SC 8					
diameter/height mm	380/380	420/420	460/460	500/500	600/600
displacement dm ³	37	49	65	83	147



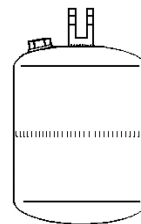
SC 3
with fork, without drain screw,
for pressure vessels



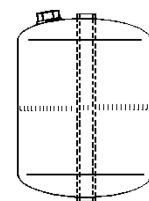
SC 4
with internal tube and drain screw,
for pressure vessels



SC 7
with fork and drain screw,
for depressurised vessels



SC 8
with internal tube and drain screw,
for depressurised vessels



Special designs on request.
The pressure has always been indicated as overpressure.
Mankenberg reserves the right to alter or improve the designs or specifications of the products described herein without notice.

Authorised Distributor:



**NATIONWIDE
OIL & GAS**

46, Jalan SS 22/21, Damansara Jaya,
47400 Petaling Jaya, Selangor Darul Ehsan, Malaysia.

Email: nog@nog.com.my

Web access: <http://www.nog.com.my>