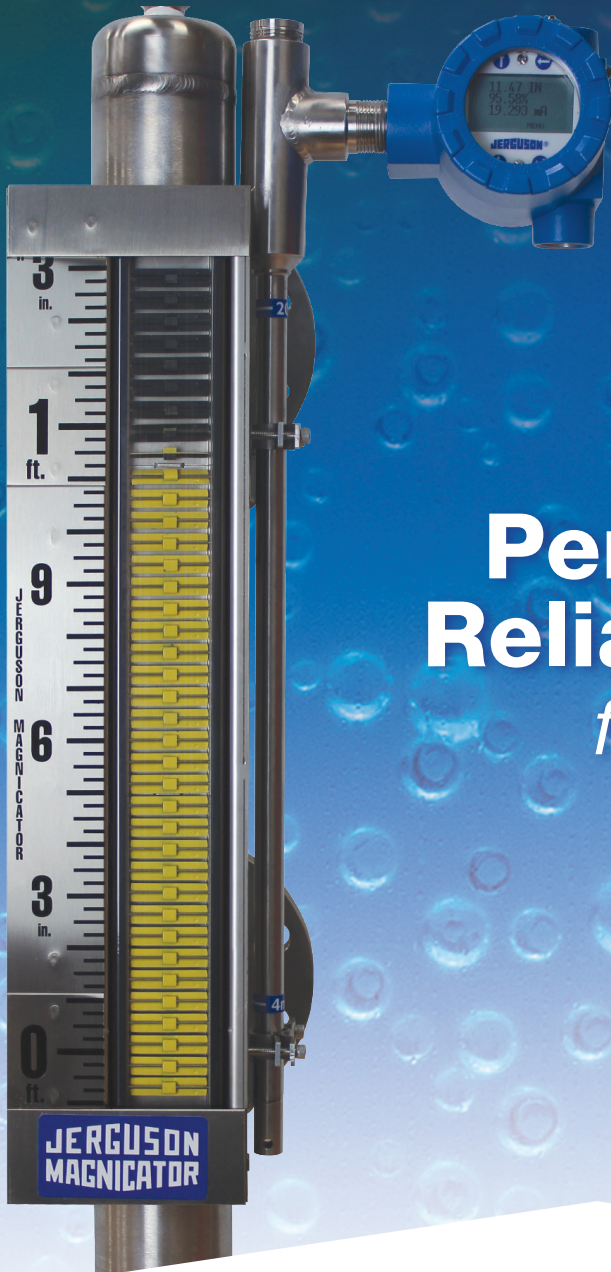


JMT™ Series

Magnetostrictive Transmitter



Performance and
Reliability You Expect
from Jerguson

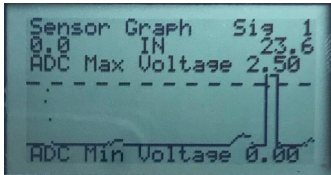
JERGUSON®

A PRODUCT OF CLARK-RELIANCE

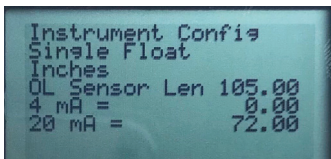


JMT™ Series Magnetostrictive Transmitter

The JMT™ Series magnetostrictive transmitter is a cosmic leap forward in features and versatility. Utilizing Jerguson's patent pending signal capture technology, the JMT features unsurpassed signal to noise ratio. When installed with the Jerguson Magnicator®'s unique magnetic field, the JMT can be mounted on almost any chamber combination, including Schedule 160, without sacrificing reliability. The dual-entry enclosure allows for safe access to the HMI where information can be had with a touch of the button including current level information, settings, and a LIVE graph showing you the real-time waveform. The JMT is designed to work and be fully configurable with generic HART. Every aspect of the JMT has been developed for ease of installation, setup, and connectivity. Just like our wide range of reliable flag indicators, floats, and switches, the JMT adds continuous level control you can trust from Jerguson.



- View Full waveform, including trigger level and # of peaks
- LIVE View of signal, noise condition



- Quickly Display Current Device Parameters
- Verify Range, URV, LRV
- Verify SN, Tag#

- 4-20 mA loop powered; 12.5 to 36 VDC
- HART Protocol Communication Standard (HART 7 EDDL Pending)
- Sensing lengths from 12 inches (305mm) to 360 inches (9 meters)
- Process Temperature -300°F to 700°F (-185°C to 372°C) (Insulation Safeguards Required over 350°F [176°C])
- Dual Float Functionality (Interface and Total Level)
- ETL approved for USA, Canada, ATEX and IECEx (Explosion/Flame Proof, Intrinsic Safety)
- Dual Compartment NEMA 4X; IP66 Enclosure
 - Epoxy Coated Aluminum Standard
 - 316SS optional
- One-Touch Waveform Graphical Display

Hazardous Area Certifications

Explosion Proof



ETL (USA, Canada)

- Class I, Div. 1 and 2, Groups B, C, D; T6
- Class I, Zone 1, AEx db IIB+H2 T6 Ex db IIB+H2 T6 Gb
- -40°C ≤ Ta ≤ +60°C (-40°F ≤ Ta ≤ +140°F)



ATEX

- II 2 G Ex db IIB+H2 T6 Gb
- -40°C ≤ Ta ≤ +60°C (-40°F ≤ Ta ≤ +140°F)



IECEX

- Ex db IIB+H2 T6 Gb
- -40°C to +60°C (-40°F to +140°F)

Intrinsic Safety

ETL (USA, Canada)

- Class I, Div. 1 and 2, Groups C, D, T4
- Class I, Zone 1, AEx db ia IIB T4 GB Ex db ia IIB T4 Gb
- -40°C ≤ Ta ≤ +60°C (-40°F ≤ Ta ≤ +140°F)

ATEX

- II 2 G Ex db ia IIB T4 Gb
- -40°C ≤ Ta ≤ +60°C (-40°F ≤ Ta ≤ +140°F)

IECEX

- Ex db ia IIB T4 Gb
- -40°C ≤ Ta ≤ +60°C (-40°F ≤ Ta ≤ +140°F)

How to Specify JMT Magnetostrictive Transmitter

JMT G - A2 A - ### / 22525 - S S 1

Mounting Style

Code Description

G Gage Mount
- 316L/316SS Sensor Housing

Housing

Code Description

A2 Aluminum Dual Compartment
S2 Stainless Steel Dual Compartment

Transmitter Orientation

Code Description

A Top Left Hand (Standard)
B Top Right Hand
C Bottom Right Hand
D Bottom Left Hand

Max Sensing Range

12" to 360" (304.8mm to 9144mm)
In 1-Inch Increments (Example: 48" = 048)
(Determined by manufacturer)

Measuring Range

Order Length: 12" to 360" (305mm to 9144mm)
On 1-Inch Increments, in Hundredths of an Inch (Example: 48" = 04800)

Safety Integrity Level

Code Description
Null None

Remote Mount

Code Description
Null Standard

Area Classification

Code Description
0 Ordinary Location (IP66/Type 4X)
1 North American Explosion Proof/Flame Proof (IP66/Type 4X)
2 North American Intrinsic Safety (IP66/Type 4X)
3 ATEX / IECEx Flame Proof (IP66/Type 4X)
4 ATEX / IECEx Intrinsic Safety (IP66/Type 4X)

Level

Code Description
S Single Level
D Dual Level

Process Temperature (A-Z)

Code Description

S Standard
H High Temperature (Insulation Blanket Required for Processes over 350°F [176°C])
C Cold Temperature (Thermowell Included - Insulation Safeguards Required)
V Vibration (Special Mounting)

Specifications

Electronics

Supply Voltage: 12.5 - 36 Vdc (12.5 V @ 20mA)

Repeatability: .005% of full scale or .010", whichever is greater

Non-Linearity: .01% of full scale or .030", whichever is greater

Damping: 1 to 32 Seconds

Operating Temp: -50°C to 85°C (-58°F to 185°F)

RFI Guide: SAMA PMC 31.1-5.1
20 to 1000 Mhz to 30 V/m

Humidity Guide: SAMA PMC 31.1-5.2

Housing

- Dual compartment explosion proof housing
- 3/4" NPT conduit entry
- Epoxy coated aluminum (Standard); 316SS (Optional)
- Nema 4X; IP66

Sensor Probe Specification

Gage Mount Material: 316L/316SS Standard

Vibration Guide: SAMA PMC 31.1-5.3

See Sales Drawing A-35152-SALES for BOM and Dimensional Information

MORE **Jerguson**[®] SOLUTIONS



Jerguson[®]
360[™] Valve



Jerguson[®] Tri-Magnet[™]
Level Switches



Jerguson[®] SafeView[™]
Safety & Protection



Jerguson[®] LumaStar[™]
Level Gage Illuminators

JERGUSON[®]
A PRODUCT OF CLARK-RELIANCE

Authorised Distributor:



46, Jalan SS 22/21, Damansara Jaya,
47400 Petaling Jaya,
Selangor Darul Ehsan, Malaysia.

Email: nog@nog.com.my
Webste: www.nog.com.my



ISO 9001:2015